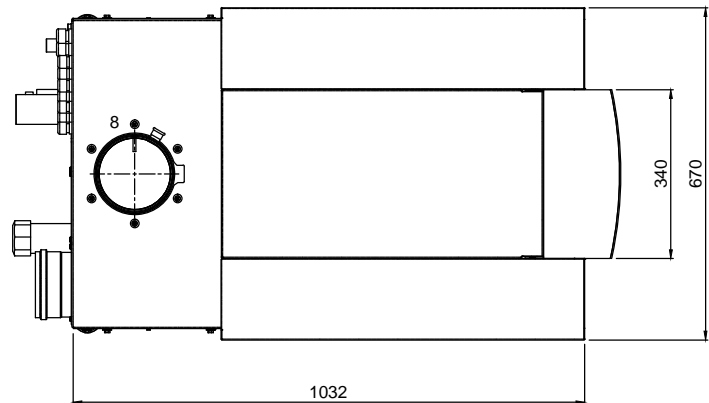
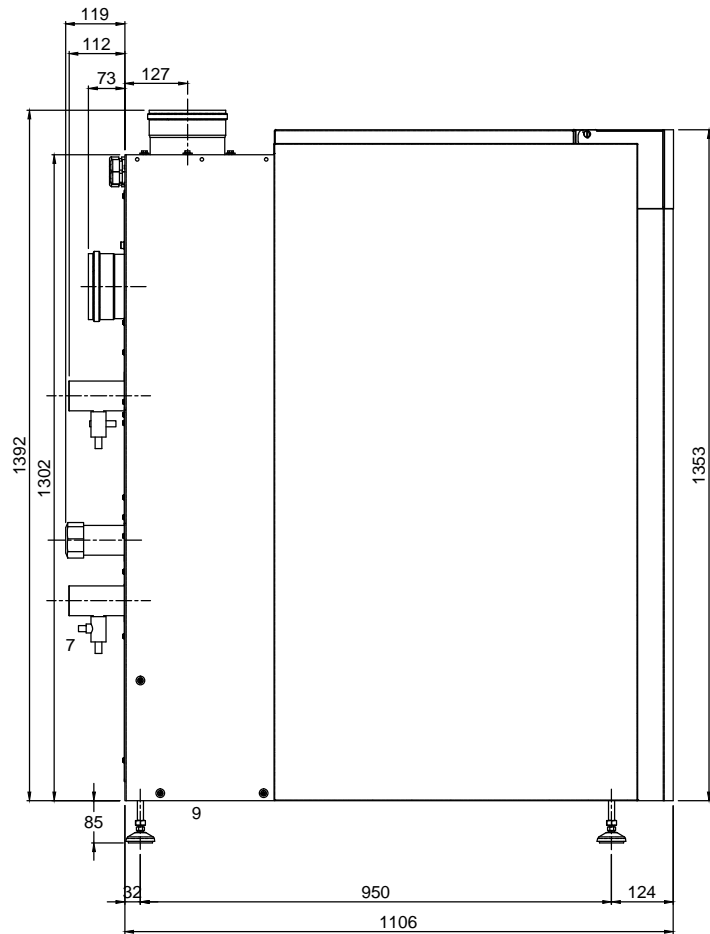
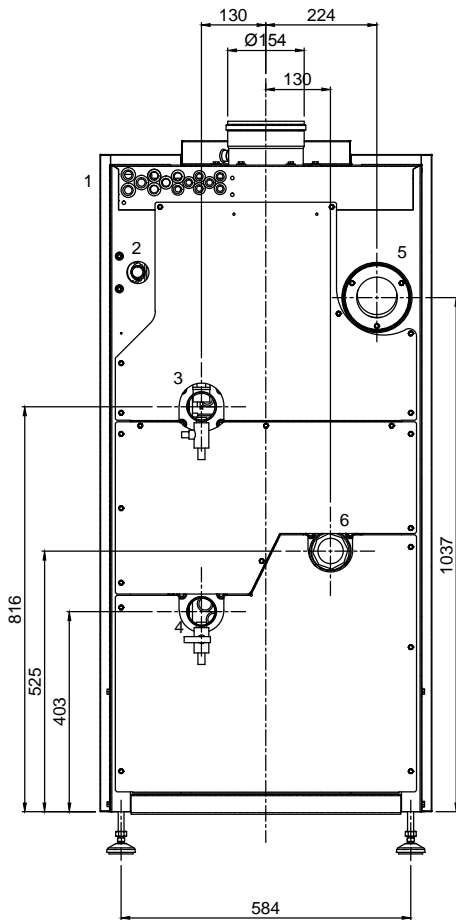


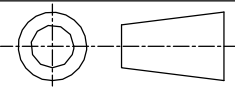
# Hot Water Heater



## HIGH EFFICIENCY CONDENSING BOILERS



- 1 Electrical connections
- 2 Gas supply R 3/4"
- 3 Water supply R2"
- 4 Water return (Cold) R2"
- 5 Air Intake 130mmØ
- 6 Water 2nd return (Hot) R2"
- 7 Boiler water drain valve 1/2"
- 8 Flue gas Outlet 150Ø
- 9 Condensate drain flexible hose 25mm diam.



DRAWN TO AS1100:  
DO NOT SCALE:  
DIMENSIONS  
IN MILLIMETERS:



CONSOLIDATED FIRE & STEAM  
32 Research Drive  
CROYDON SOUTH  
Victoria, Australia, 3136  
Ph: +61 (03) 8761 6677  
Web: www.confas.com.au

Notice: These drawings are the property of CF&S Pty. Ltd.  
These drawings and specifications may not be reproduced, copied  
or used as the basis for the manufacture or sale without written  
permission from CF&S Pty. Ltd.

Copyright 2005

TITLE: GENERAL DIMENSIONS  
R601 "Rendamax" Boiler

SIZE:  
A4