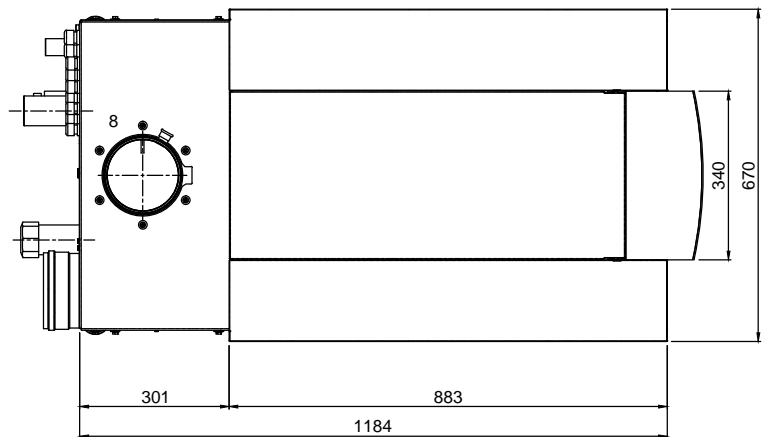
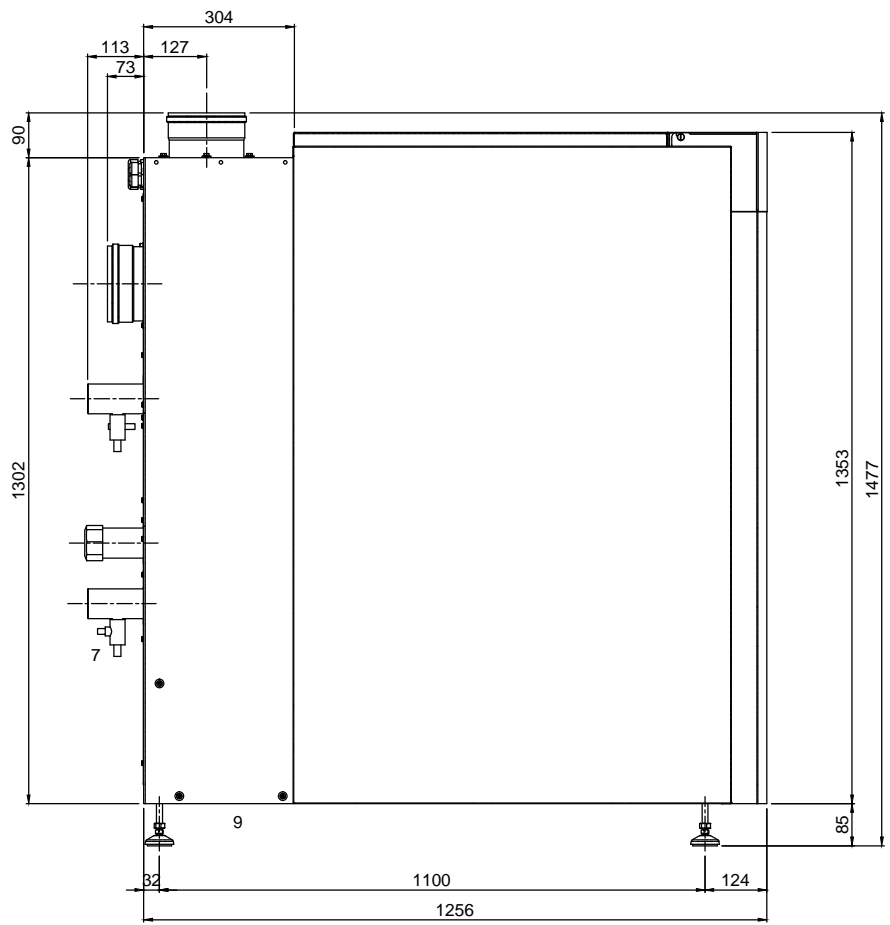
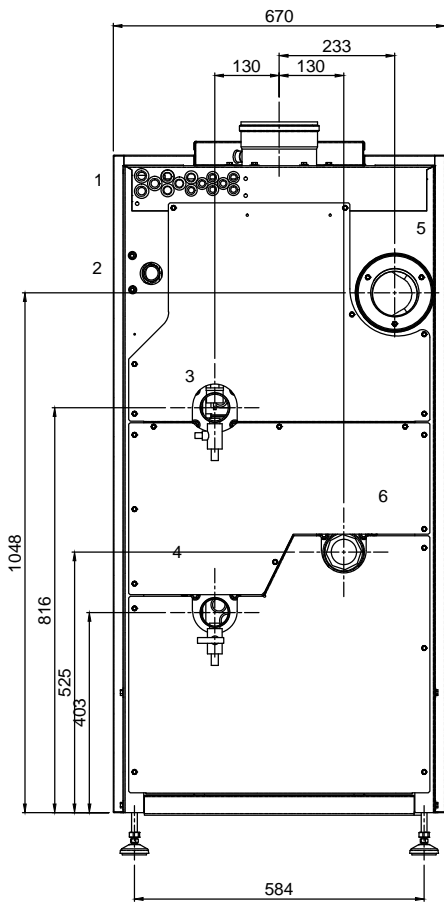


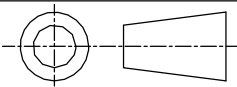
Hot Water Heater



HIGH EFFICIENCY CONDENSING BOILERS



- 1 Electrical connections
- 2 Gas supply R1"
- 3 Water supply R2"
- 4 Water return (Cold) R2"
- 5 Air Intake 150mmØ
- 6 Water 2nd return (Hot) R2"
- 7 Boiler water drain valve 1/2"
- 8 Flue gas Outlet 150Ø
- 9 Condensate drain flexible hose 25mm diam.



DRAWN TO AS1100:
DO NOT SCALE:
DIMENSIONS
IN MILLIMETERS:



CONSOLIDATED FIRE & STEAM
32 Research Drive
CROYDON SOUTH
Victoria, Australia, 3136
Ph: +61 (03) 8761 6677
Web: www.confas.com.au

Notice: These drawings are the property of CF&S Pty. Ltd.
These drawings and specifications may not be reproduced, copied
or used as the basis for the manufacture or sale without written
permission from CF&S Pty. Ltd.



Copyright 2005

TITLE: GENERAL DIMENSIONS
R602 "RENDAMAX" BOILER

SIZE:
A4